


City of Spearfish Solid Waste Commercial Container / Enclosure Specifications



Dumpster Weights (Empty)

- 450 gallon - 125 lbs
- 300 gallon - 90 lbs

Dimensions

- 300 gallon - 53”Diameter x 53”High
- 450 gallon - 53”Diameter x 59 “High

Clearances

- Dumpsters must have 30” clearance between each dumpster, 30” outside of dumpster to the structure, side to side, also 30” from back of dumpster to structure. (See Illustration 1; Multi Units see Illustration 2)
- Dumpster must have at least 20’ from any obstacles in front of truck and 25” from rear of truck. (Picture 1)
- Dumpster must be within 5” of the side of the truck. (Picture 2)

Enclosures w/ doors:

- We try to encourage no doors but if they are preferred or required, the doors must be opened for truck access before pick up by the property owner or lessee.

Illustration 1

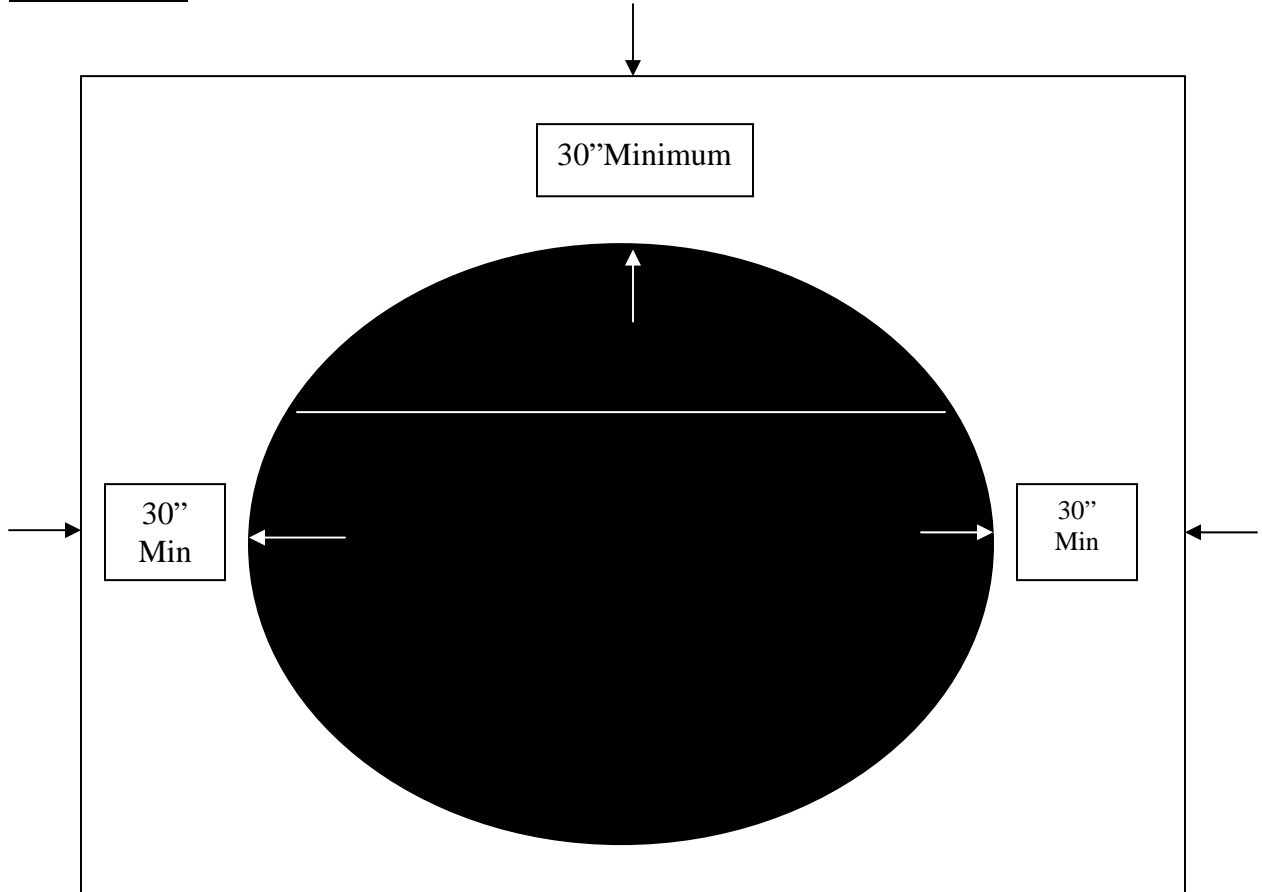
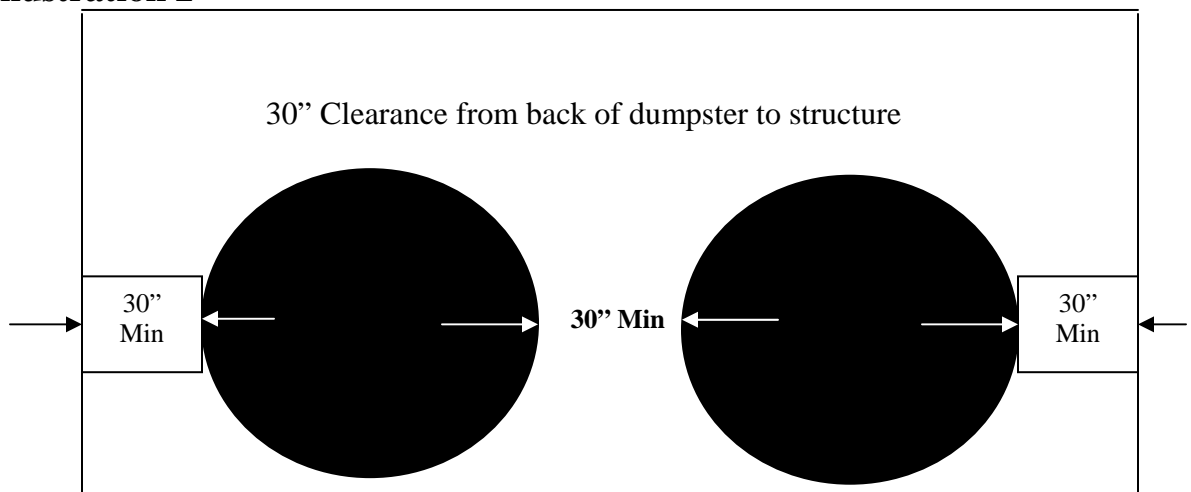


Illustration 2



Picture 1



Clearances front and back from centerline of pickup arms.

Picture 2

